

The University of Georgia 2018 Redcoat Band Drumline Auditions

Saturday, May 5, 2018

Thank you for your interest in the 2018 edition of the UGA Redcoat Band Drumline. This year's audition process will occur within one day on Saturday, May 5, 2018. In this packet, you will find a detailed schedule of our audition process, audition exercises and music, and answers to frequently asked questions.

How do I register to audition for the UGA drumline?

There are three important steps to this process:

1. Fill out the UGA Redcoat Band's online membership application at https://ugeorgia.qualtrics.com/jfe/form/SV_ezDTWRnpF9wnDs9
2. Pay the audition fee at https://estore.uga.edu/C27063_ustores/web/classic/product_detail.jsp?PRODUCTID=5455&SINGLESTORE=true.
3. Fill out the UGA Redcoat Drumline Audition form at <https://goo.gl/forms/OMISjMdh-I3sERE911>.

Audition Schedule

Please note that since audition times vary by section, those auditioning could potentially participate in every session throughout the entire day. Therefore, those auditioning should plan on a day from 9:00 a.m. to 9:30 p.m.

- 9:00 a.m. – 12:30 p.m. – Snare Drum & Quad Drum auditions
 - Please arrive by 8:45 a.m. for this session
 - Those wishing to audition for snare drum or quad drums should attend this session. “Cuts” will be made hourly until these sections are set at the conclusion of the block. If difficult decisions require additional time, potential members of the snare and/or quad sections could be asked to return for further evaluation after the lunch break.
 - Those not earning membership in these sections are urged to audition for other sections within the ensemble.
- 12:30 – 1:30 p.m. – Lunch on your own
- 1:30 – 5:00 p.m. – Bass Drum and Front Ensemble auditions

- Please arrive by 1:15 p.m. for this session
 - Those wishing to audition for bass drum or front ensemble should attend this session. “Cuts” will be made hourly until these sections are set at the conclusion of the block. If difficult decisions require additional time, potential members of the bass drum and/or front ensemble sections could be asked to return for further evaluation after the dinner break.
 - Those not earning membership in these sections are urged to audition for other sections within the ensemble.
- 5:00 – 6:00 p.m. – Dinner on your own
 - 6:00 – 9:30 p.m. - Field Cymbal auditions
- Please arrive by 5:45 p.m. for this session
 - Those wishing to audition for field cymbals should attend this session. “Cuts” will be made hourly until the section is set at the conclusion of the block.

Where?

Auditions will take place at UGA’s Hugh Hodgson School of Music located at 250 River Rd, Athens, GA 30602. Upon arrival, potential members will report to the band room located on the first floor. After a brief informational meeting at the beginning of each audition segment, the audition process will begin.

Audition fee?

Potential members, returning and new, must pay a non-refundable audition fee of \$15.00. The fee must be paid by debit or credit card at https://estore.uga.edu/C27063_ustores/web/classic/product_detail.jsp?PRODUCTID=5455&SINGLESTORE=true prior to the audition.

What do I bring?

Potential members should bring appropriate playing implements----snare drum sticks, quad mallets/ sticks, bass drum mallets, and/or keyboard mallets. Additionally, because the number of those auditioning could exceed the amount of instruments owned by the Redcoat Band, we ask those auditioning for snare drum and/or quad drums to please bring your own instruments if possible. It is not necessary to bring bass drums, field cymbals, or keyboard instruments.

How will I be evaluated during the audition process?

Evaluations take place in an ensemble setting. However, you should also expect to demonstrate your skills individually. Potential members are evaluated on their consistency in technique and sound quality as well as tempo control and rhythmic accuracy.

What will I be asked to play during the audition?

You are urged to familiarize yourself with the music materials found in this packet. So that potential members' reading and quickness in learning can be evaluated, additional materials may be handed out on the day of auditions and utilized during the evaluation process as well. This is important since the Redcoat Band performs three-plus shows a season.

Other questions

If you should have any other questions or concerns regarding UGA Drumline auditions, please do not hesitate to contact us at RedcoatPercussion@gmail.com.

We look forward to the 2018 edition of the UGA Redcoat Band Drumline and meeting each of you at auditions on Saturday, May 5, 2018. Best of luck and, of course, Go Dawgs!

John M. Cypert
Percussion Coordinator
UGA Redcoat Band

John Moates
Batterie Instructor
UGA Redcoat Band

Jake Lyons
Front Ensemble Instructor
UGA Redcoat Band

The 2018 University of Georgia Redcoat Band Front Ensemble Audition Materials

Potential members auditioning for the Front Ensemble should prepare and memorize the following exercises and etudes in this packet:

- *Glory Beats 2.0*
- *Space & Timing*
- *Red Scales, in ALL major and minor keys*
- *Broccoli*
- *Michi*
- *2016 Show Chunk*

Potential members should expect to perform these exercises (from memory) both individually and within a group setting. During preparation, pay attention to the marked tempo ranges but remember speed is only one consideration in the evaluation. It is important to note that the front ensemble utilizes the Lee Howard Stevens' four-mallet grip only. There will be no two-mallet portion to the audition. All exercises and etudes will be performed while holding four mallets.

In addition to preparing the preceding six exercises and etudes, potential members should also prepare a one- to three-minute marimba or vibraphone solo that best displays one's skill set. Excerpts from indoor, drum corps, or marching band shows are also acceptable. For the audition, all mallets and instruments will be provided. Potential members are welcome, however, to bring their own mallets if they prefer.

Remember, additional materials may be handed out and utilized during the audition process. Portions of the audition could require potential members to demonstrate advanced skills and/or understand concepts of basic music theory. Potential members' playing will be evaluated both individually and within an ensemble setting.

Questions should be directed to RedcoatPercussion@gmail.com.

Glory Beats 2.0

University of Georgia Front Ensemble 2016

Arr. Jake Lyons

$\text{♩} = 100$

Marimba

Vibraphone

Bass Guitar

5

Mar.

Vib.

Bass

9

Mar.

Vib.

Bass

13

Mar.

Vib.

Bass

Space & Timing

University of Georgia Front Ensemble 2016

Mallets = 60-120

hi-hat, BD, SD

Mal.

Perc.

3

5

7

8

The score is written for Mallets and Percussion. The tempo is marked as 60-120. The piece is in 4/4 time initially, but features several time signature changes to 5/4. The percussion part is marked with 'hi-hat, BD, SD' and includes various rhythmic patterns. The mallet part features various rhythmic patterns and rests. The score is divided into five systems, with measure numbers 3, 5, 7, and 8 indicated at the beginning of each system.

Red Scales

University of Georgia Front Ensemble 2016

Mallets

$\text{♩} = 60-200$

R L R L...

3

Mal.

1/4 C4

Variation 2

6

$\text{♩} = 60-100$

Mal.

4/4

8

Mal.

4/4

10

Mal.

3/4

Broccoli

University of Georgia Front Ensemble 2016

$\text{♩} = 100-184$

Mallets

Percussion

Mar.

Perc.

Mar.

Perc.

Mar.

Perc.

Mar.

Perc.


Mar.

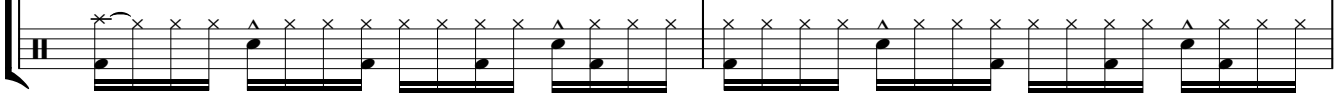
Perc.

Mar.


Perc.

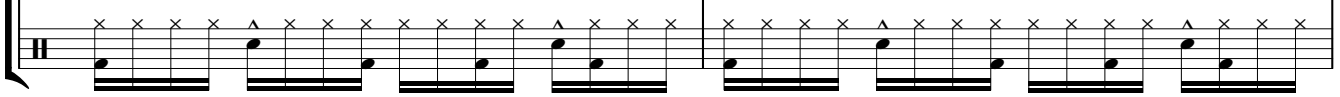
13

Mar. 


Perc. 

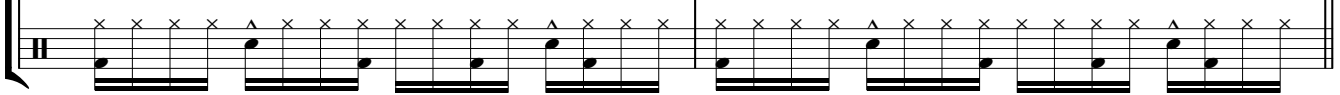
15

Mar. 


Perc. 


17

Mar. 


Perc. 

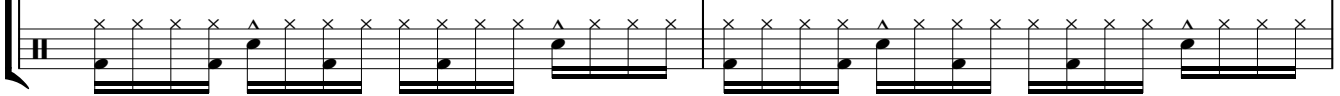
19

Mar. 


Perc. 


21

Mar. 

Perc. 

23

Mar. 

Perc. 

Michi

University of Georgia Front Ensemble 2016

$\text{♩} = 100-184$

Mallets

5

9

13

17

21

25

29

33

37

39

13 24 13 24...

14 23 14 23...

14 234 134 234 134 234...

Redcoat Front Ensemble Audition - 2016 Show Chunks

Jake Lyons

$\text{♩} = 160$

Vibraphone 1,2,3 *f*

Marimba 1,2 *f*

Bass Guitar *f*

Racks *ride*

4

Vib. *f*

Mar. *f*

Bass

Dr. *ride*

8

Vib. *fp* *ff* *mf* *ff*

Mar. *fp* *ff* *p*

Bass *fp* *f* *p*

Dr. *hi hat*

2

Musical score for measures 13-16, featuring Vibraphone (Vib.), Maracas (Mar.), Bass, and Drums (Dr.). The score is in 2/4 time with a key signature of one flat (B-flat major/D minor). Measure 13 includes a vibraphone part with a **ff** dynamic and a maraca part with a **ff** dynamic and a triplet of eighth notes. Measure 14 has a vibraphone part with a **ff** dynamic and a maraca part with a **ff** dynamic and a triplet of eighth notes. Measure 15 has a vibraphone part with a **ff** dynamic and a maraca part with a **ff** dynamic and a triplet of eighth notes. Measure 16 has a vibraphone part with a **ff** dynamic and a maraca part with a **ff** dynamic and a triplet of eighth notes. The bass line starts with a **f** dynamic and a whole note chord. The drum part includes a **CB** (Cymbal) hit in measure 16. A **sus. roll** (sustained roll) is indicated for the vibraphone and maracas in measures 15 and 16.

Musical score for measures 17-21, featuring Vibraphone (Vib.), Maracas (Mar.), Bass, and Drums (Dr.). The score is in 2/4 time with a key signature of one flat (B-flat major/D minor). Measure 17 includes a vibraphone part with a **ff** dynamic and a maraca part with a **ff** dynamic and a triplet of eighth notes. Measure 18 has a vibraphone part with a **ff** dynamic and a maraca part with a **ff** dynamic and a triplet of eighth notes. Measure 19 has a vibraphone part with a **ff** dynamic and a maraca part with a **ff** dynamic and a triplet of eighth notes. Measure 20 has a vibraphone part with a **ff** dynamic and a maraca part with a **ff** dynamic and a triplet of eighth notes. Measure 21 has a vibraphone part with a **ff** dynamic and a maraca part with a **ff** dynamic and a triplet of eighth notes. The bass line starts with a **f** dynamic and a whole note chord. The drum part includes a **CB** (Cymbal) hit in measure 21. A **roll, choke** instruction is present for the vibraphone and maracas in measures 20 and 21.

Musical score for measures 22-25, featuring Vibraphone (Vib.), Maracas (Mar.), Bass, and Drums (Dr.). The score is in 2/4 time with a key signature of one flat (B-flat major/D minor). Measure 22 includes a vibraphone part with a **ff** dynamic and a maraca part with a **ff** dynamic and a triplet of eighth notes. Measure 23 has a vibraphone part with a **ff** dynamic and a maraca part with a **ff** dynamic and a triplet of eighth notes. Measure 24 has a vibraphone part with a **ff** dynamic and a maraca part with a **ff** dynamic and a triplet of eighth notes. Measure 25 has a vibraphone part with a **ff** dynamic and a maraca part with a **ff** dynamic and a triplet of eighth notes. The bass line starts with a **f** dynamic and a whole note chord. The drum part includes a **CB** (Cymbal) hit in measure 25. A **roll, choke** instruction is present for the vibraphone and maracas in measures 24 and 25.

26

Vib.

Mar.

Bass

Dr.

sus roll

3

2 1 1 2 3 2 3 4 L R

1 2 3 2 3 4 1 2 3 2 3 4 L R

toms, kick

31

Vib.

Mar.

Bass

Dr.

CB

31

4 1 3 2...

34

Vib.

Mar.

Bass

Dr.

cym

CB