

MIDFEST 2021 AUDITION VIDEO SUBMISSION

1.

Decide which two scales you want to submit on video. (Concert Bb, Eb, Ab, or F)

2.

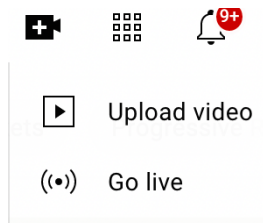
Create An Unlisted YouTube video.

Start recording your video. State your name, school, and instrument, then play both scales. Percussionists will upload a separate video for each instrument (snare, timpani, & mallets). All videos must be taken in one sitting – no splicing allowed. We will be listening for tone, intonation, technique, and range.

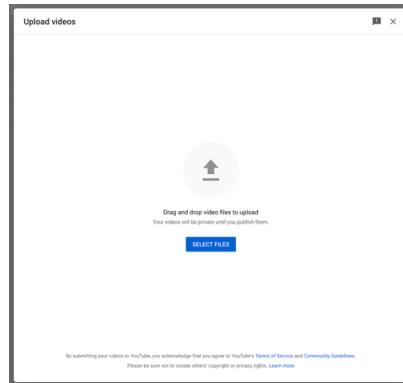
1. Go to youtube.com
2. Login or create a YouTube account
3. In the top right-hand corner of your screen, click on the video camera with the +



4. In the drop-down menu, click on “upload video”

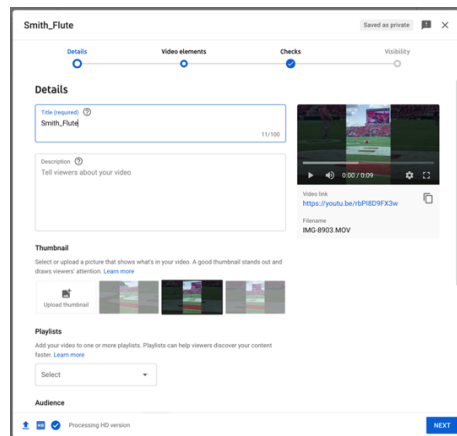


5. A window will pop up. Click “select files”

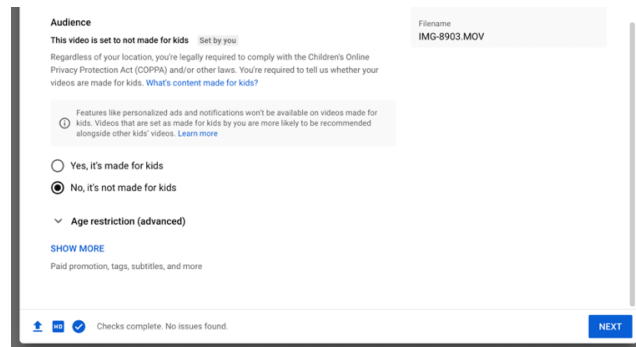


6. Select the file from your computer and click “open”

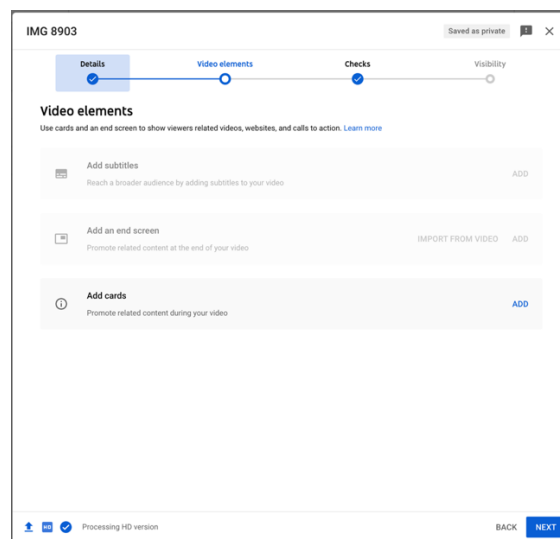
7. A new box will pop up. Please title your video:
LastName_First Name_Instrument (example: Doe_John_Flute)



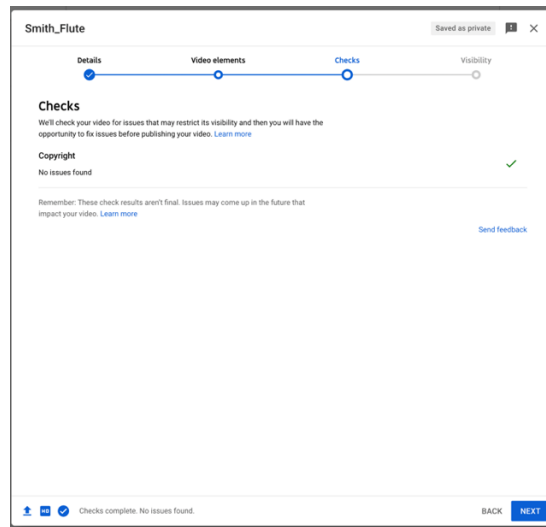
8. Scroll down in the pop-up window and select “no, it’s not made for kids” and then click “next” in the bottom right corner of your-pop up window.



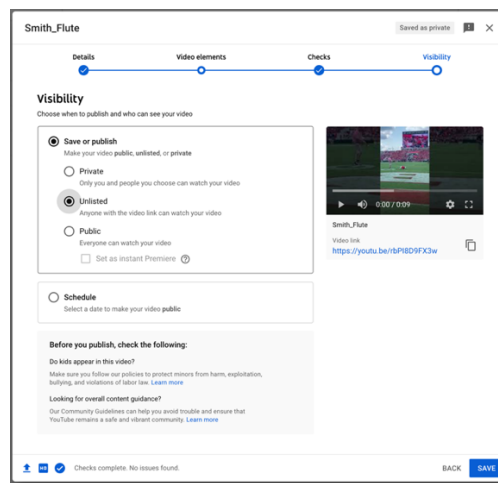
9. You will now be shown a pop-up that is called “Video Elements” - do not change anything. Click “next” in the bottom right corner of your-pop up window.



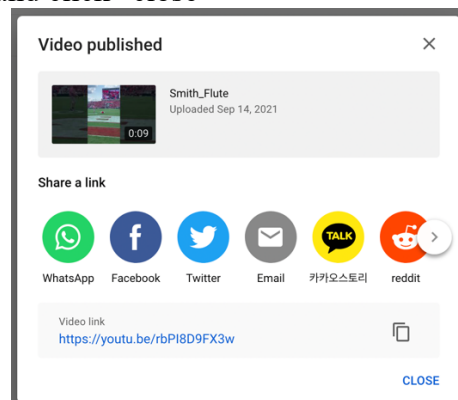
10. You will now be shown a pop-up that is called “Checks” - do not change anything. Click “next” in the bottom right corner of your-pop up window.



11. You will now be shown a pop-up that is called “Visibility”. Click “unlisted” and then click “save” in the bottom right corner of your-pop up window.



12. Copy your video link and click “close”



13. Upload your video link in the following Qualtrics link below in step 3.

3.

Submit your videos to the [Qualtrics link](#).

Recording Process

- Make sure your instrument is in tune
- Take landscape (horizontal) video
- Exaggerate articulations & dynamics
- BRASS: don't aim bell right at camera!
- Make sure you and your instrument are clearly visible
- If you have recording equipment, definitely use it, but don't add reverb!